

DASJR Vol. 3, Issue 3, Page: 01-04,
July 2019, ISSN: 2343-674
Impact Factor (SJIF): 6.316
Journal DOI: 10.15373/22501991
International Peer Reviewed & Refereed
Journal with Indexed Journal Platforms

web: www.damaacademia.com
email: editor@damaacademia.com
Download from Journal site
<https://damaacademia.com/dasjr/>

Author(s)

Hasyim As'ari¹, Suriana², Hilmi Yumni³

¹Departement of Pediatric Nursing,
Ministry of Health Politechnic Surabaya

²Departement of Pediatric Nursing,
Ministry of Health Politechnic Surabaya

³Departement of Maternity Nursing,
Ministry of Health Politechnic Surabaya

Correspondence

Hasyim As'ari

Departement of Pediatric Nursing,
Ministry of Health Politechnic,
Surabaya, Indonesia
Email: hasyimazhar@yahoo.com

Visual Learner Method (Media Pecs) Phase I – Iii to the Improvement of Cognitive Abilitiesin Children with Autism in Aqil Chaleb (Aqca) Center Surabaya

¹Hasyim As'ari | ²Suriana | ³Hilmi Yumni

Abstract

Autism children experiencing to the ability of understanding, communication, social interaction, patterns of play and sensory disorders, behavioral and emotional disorders including the ability knowledge / cognitive. The research proves visual learner method (media PECS) phase I - III to the improvement of cognitive abilities in children with autism. Experiment design using the design of posttest control group design, samples 18 of autistic children aged 6 -12 years in Aqil Chaleb Center Surabaya, Simple Random Sampling intruments using Standart Operational Procedur and observational, data analysis descriptive and test of Wilcoxon Signed Rank Test. Test of Wilcoxon Signed Rank Test $p = 0.000 < \alpha = 0.05$, which means that there is influence of visual learner method (media PECS) phase I - III to the improvement of cognitive abilities in children with autism. Media PECS is easy to understand and reduce stress levels as a result of learning in children with autism thus reducing aggressive behavior and improve understanding / knowledge. Therefore, the ongoing optimization of the role of society in Pecs method is mainly engaged in the field of services to children with autism so that cognitive abilities in children with autism is optimal.

Keywords: Visual learner method (media PECS) phase I – III, cognitive abilities
autism

1.0 INTRODUCTION

Children with autism experienced the abilities of understanding, communication, social interaction, playing patterns and sensory disorders, behavior and emotional disorders (Theo Peeters, 2009). Hyperactive often hurts himself and knowledge understanding disorder mainly in concentration. Obstacles and disturbances of every child with autism was not similar so that children with autism had different behavior (Ane Ahira, 2004). The improvement of understanding knowledge/cognitive abilities, mainly children experiencing severe barriers of concentration, can be conducted by increasing the concentration with visual learner method (media PECS), (Lim,2012). Research Question are visual learner method (media PECS) phase I - III to the improvement of cognitive abilities in children with autism in Aqil Chaleb (Aqca) Center Surabaya. The research purpose visual learner method (media PECS) phase I - III to the improvement of cognitive abilities in children with autism in Aqil Chaleb (Aqca) Center Surabaya.

2.0 RESEARCH METHOD

Experimental research design used posttest control group design. research one step starting with a survey of the cognitive abilities in children with autism at visit children with autism teacher, then explore the variable visual learner method (media PECS) phase I – III, where this variable well be used as indicator Visual Learner Methode. The location of this research in Aqil Chaleb (AQCA) Center Surabaya. Total sample of 18 children with autism Aqil Chaleb (Aqca) Center Surabaya . The population sample of the research was taken by Simple Random sampling. Data analysis used a statistical test of Wilcoxon Signed Rank Test.

3.0 RESULTS AND ANALYSIS

The result improvement of cognitive abilities in children with autism. Data respondent characteristics such of ethnic, gender, cognitive abilities in children with autism and cognitive abilities in children with autism also influence of visual learner method (media PECS) phase I – III.

3.1 Characteristics of Respondent

Table 1 explains that among 18 children with autism the majority of male and ethnic Chines.

Table 1. Distibution of the characteristics of the respondent (gender and region) in Aqil Chalep (AQCA) Center Surabaya on September 2015.

Variable	N	%
Gender		
Male	12	66
Female	6	34
Region		
Jawa	7	39
Chines	11	61
Total	18	100

3.2 Cognitive abilities in chlidren with autism with no experiencing of a visual learner method (Media PECS)

Table 2 showed that among 9 chlidren autism with no experiencing a visual learner method (Media PECS) phase I – III mostly had a cognitive ability less than 55,6 %.

Table 2 The cognitive abilities of children autism with no experiencing of a visual learner method (Media PECS) phase I – III in Aqil Chalep (AQCA) Center Surabaya on September 2015.

Variable	n	%
Cognitive abilities		
High	2	22,2
Medium	2	22,2
Low	5	55,6
Total	9	100

3.3 Cognitive abilities in children with autism also influence of visual learner method (media PECS) phase I – III.

Table 3 showed that among 9 chlidren with autism with experiencing a visual learner method (Media PECS) phase I – III had a good score of a cognitive ability that is 55,6%. A statistical test of Wilcoxon Signed Rank Test with $p = 0,000 < \alpha = 0,05$.

Table 3 The cognitive abilities of children autism with experiencing of a visual learner method (Media PECS) phase I – III in Aqil Chalep (AQCA) Center Surabaya on September 2015.

Variable	n	%
Cognitive abilities		
High	5	55,6
Medium	4	44,4
Low	-	-
Total	9	100

Wilcoxon Signed Rank Test with $p = 0,000 < \alpha = 0,05$.

3.4. Cognitive abilities of children autism with experiencing of a visual learner method (Media PECS) phase I – III

A statistical test result of Wilcoxon Signed Rank Test is $= 0,000 < \alpha = 0,05$. It means that it is an influence of conducting visual learner method (media PECS) phase I – III to the improvement of cognitive abilities. It is in accordance with the research hypothesis that is H1; it is an influence of conducting visual learner method (media PECS) phase I – III to the improvement of cognitive abilities. For children with autism, it appeared a chaos of sending impulses in the brain which had caused the decreasing of memory, thinking, language learning and attention process (Theo, 2009). Aunique cognitive ability of children with autism included the abilities of planning, starting, processing

and defending the behavior in the purpose of achieving a goal, the ability of understanding other people's mind and the understanding concentration could be improved by conducting an appropriate care.

One of the appropriate cares to stimulate the cognitive abilities of children with autism was the application of an educational approach that is visual learner method (media PECS) phase I – III. A clear and understandable visual learner method (media PECS) phase I – III made children with autism more independent and could receive scientifically, so that it decreased the stress level of learning in children with autism. The stress reduction caused the decreasing of cortisol hormone and the increasing of dopamine and serotonin secretion (Christie, 2009). Serotonin enhancement could hamper an aggressive behavior and, with dopamine facilitated the motor movement which is more focused and goal. The ability of understanding other people's mind and feeling. The reduction of aggressive behavior in children with autism could improve the understanding abilities of other people's emotion and perspective, so that children with autism were more sensitive and understood various social interactions. Therefore, children with autism had given an appropriate respond to the certain emotional situation.

A dopamine enhancement had improved a learning process and memory by managing motivation, starting a complex, aimed and directed activity and the executive functional task that is the ability enhancement of planning, starting, processing and defending the behavior in order to reach the goal and focused to a certain detail. The dopamine enhancement caused the concentration/understanding enhancement by integrating various detailed information to a meaningful unity. The understanding enhancement eased children with autism to follow the steps of learning. The application of method PECS phase I – III was gradually in accordance with the responses steps of thinking. It included Pre-Structural that was children got an uncorrelated little information, to ease children with autism understanding the uni-structural step. It was a simple and clear relationship between one to other concept. However, the core of concept wasn't widely understood.

A good understanding ability of pre-structural and uni-structural phases eased children with autism to understand a multi-structural phase that was to understand many components, but it was separated to each other. Therefore it had not created a comprehensive understanding. The relational phase was to connect a fact and a theory, an action and a goal. An extended abstract wasn't only a connection between given concepts, but also the concepts beyond them (Atherton, 2005). To maintain and even improve optimally the cognitive abilities of children with autism, an educational/health institution should give knowledge and optimize comprehensively an appropriate stimulation of conducting visual learner method (PECS method).

4.0 CONCLUSION

The cognitive abilities of children with autism that had not been conducted by visual learner method (media PECS) is mostly deficient and the cognitive abilities of children with autism that had been conducted by visual learner method (media PECS) is good.

ACKNOWLEDGEMENTS




The optimization of civil roles and educational/health institution service should give a complete knowledge, especially the application of visual learner method (PECS method) due to enhance the cognitive abilities of children with autism, to the parent.

REFERENCES (10 PT)

- [1] Anne Ahira, (2004) *Cara Belajar Anak Autis Melalui Terapi*. <http://www.anneahira.Com/carabelajar.htm>. (9 Januari 2014)
- [2] Arikunto, Suharsimi, (2006). *Prosedur Penelitian Suatu Pendekatan Praktik*. Rineka Cipta, Jakarta.
- [3] Atherton JS (2005) *Learning and Teaching: SOLO Taxonomy [On-line] UK: Available: <http://www.learningandteaching.info/learning/solo.htm>* Accessed: diakses tanggal 17 January 2014.
- [4] Christie, P., dkk, (2009), *Langkah Awal berinteraksi dengan Anak Autis*, PT Gramedia Pustaka Utama, Jakarta.
- [5] Eka Marwati, (2006). *Metode PECS (Picture Exchange Communication System) Untuk meningkatkan Kecakapan Komunikasi Anak Autisme* (9 September 2011), 120
- [6] Iim Imandala (2012) *Upaya Meningkatkan Kemampuan Komunikasi Anak Autis Dengan Menggunakan Pecs*, <http://pendidikankhusus.wordpress.com/2008/09/29/upaya-meningkatkan-kemampuan-komunikasi-anak-autis-dengan-menggunakan-pecs>, (4 Januari 2012).
- [7] Notoadmadjo (2005), *Metodologi Penelitian Kesehatan*, (Jakarta: Rineka Cipta)
- [8] Nursalam (2011), *Konsep dan Penerapan Metodologi Penelitian Ilmu Keperawatan*. (Jakarta: Salemba Medika,).
- [9] Theo Peeters, (2009), *Buku Panduan Autisme Terlengkap*. Jakarta.

[10] Tilton,AJ., (2014), Panduan Lengkap Ibu Bapak kanan-kanak Autism, Starit Digital Sdn, Kuala Lumpur.

BIOGRAPHY OF AUTHORS

	<p>I am Hasyim Asw'ari,S.Kep.Ns.M.Ked. I am a lecture at the Nursing Program at Health Polytechnic of Surabaya. Indonesia. I am studied in Bachelor of Nursing at Airlangga University on 2002. Master of Medicine on Airlangga University on 2010. Iam published about Lipid profile reduction using the extract mangosteen skin on Trubus Magazine in 2011. I am Published about The effects of Administering Mngosteen Rind Extranct with Glimepiride to the Blood Sugar Levels of White male Rat on Folia Medica Indonesiana in 2016.</p>
	<p>She is Suriana,S.Kep.Ns.M.Kep. She is a lecture at the Nursing Program at Health Polytechnic of Surabaya. Indonesia. She was studied in Bachelor of Nursing at Airlangga University on 2011 Master of Nursing on Airlangga University on 2015. She was published Acute Respiratory be influenced by several factor nutrition on Health Research Jornal Health Polytechnic of Surabaya.in 2015.</p>
	<p>She is DR. Hilmi Yumni,S.Kep.Ns.,M.Kep,Sp.Mat. She is a lecture at the Nursing Program at Health Polytechnic of Surabaya. Indonesia. She was studied in Bachelor of Nursing at Airlangga University on 2002 Master of Nursing Science Speciality on Maternity Nursing at Indonesia on 2017and Doktor at Public Health Airlangga University on 2017. She was published The reflection MDGs 4 and 5, a policy analisis on the reduction of maternal and nataliry deat rate at Pasuruan, Takalar and Kupang Districs in 2015 on Electronic Jurnal Prakarsa Jakarta</p>